

# Financial Accountability Report

USD #: D0293

USD Name: Quinter Public Schools

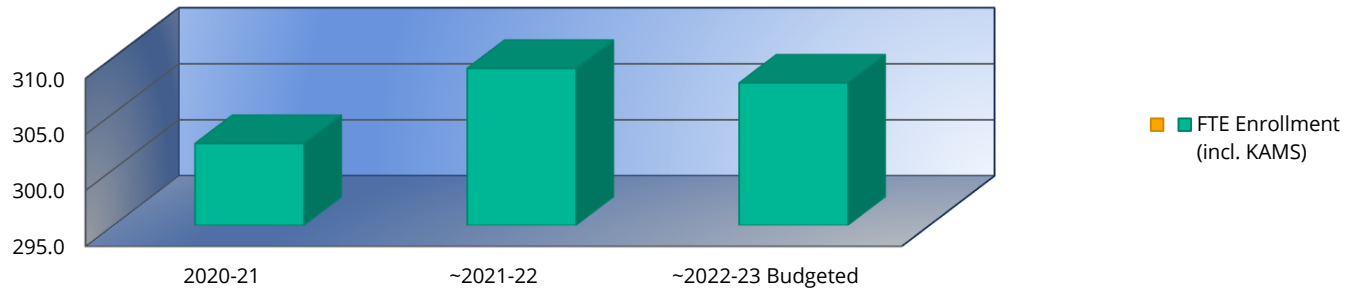
County Name: Gove

School Year: 2023



## Full Time Equivalency (FTE) Enrollment\*

	2020-21	~2021-22	~2022-23 Budgeted
FTE Enrollment (incl. KAMS)	302.3	309.0	307.7
Virtual FTE Enrollment	0.0	0.0	0.0
<b>Total FTE Enrollment</b>	<b>302.3</b>	<b>309.0</b>	<b>307.7</b>



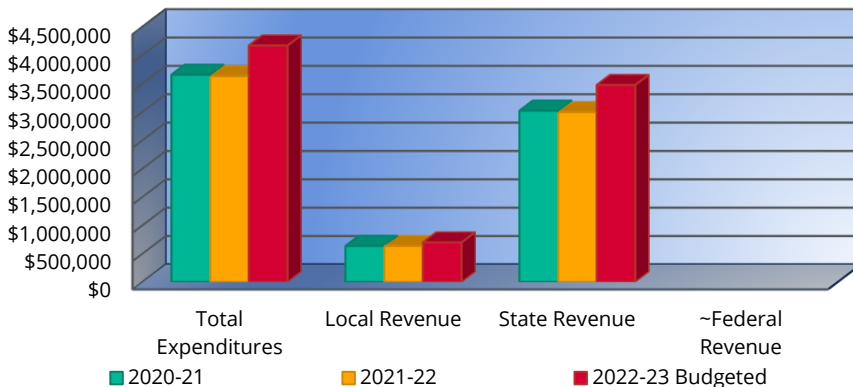
\* Includes 2/20 count.

~ Beginning in 2021-22, funding was provided for Preschool-Aged At-Risk (3-years old). Therefore, for 2020-21 and prior, enrollment excluded Preschool-Aged At-Risk (3-years old) and only included Preschool-Aged At-Risk (4-years old).

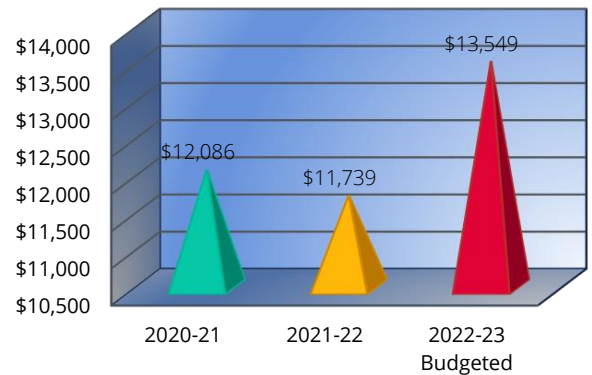
## General & Supplemental General (06 & 08)

	2020-21	2021-22	2022-23 Budgeted
<b>*Total Expenditures</b>	<b>\$3,653,628</b>	<b>\$3,627,455</b>	<b>\$4,168,889</b>
<b>Total Expenditures per Pupil</b>	<b>\$12,086</b>	<b>\$11,739</b>	<b>\$13,549</b>
Local Revenue	\$633,808	\$633,387	\$696,244
State Revenue	\$3,019,820	\$2,994,068	\$3,472,645
~Federal Revenue	\$0	\$0	N/A

Total Expenditures



Total Expenditures per Pupil



\* Total Expenditures may not equal the sum of state, federal and local revenue. Typically this is a result of low assessed valuation and/or the large amount of federal property and federal impact aid in some districts.

~ 2022 Sub for House Bill 2567 removed Federal Impact Aid from the State Foundation Aid formula. Therefore, Federal Revenue is not applicable for these funds starting 2022-23.

Note: The scale for each chart will vary based on individual district's data.

# Financial Accountability Report

USD #: D0293

USD Name: Quinter Public Schools

County Name: Gove

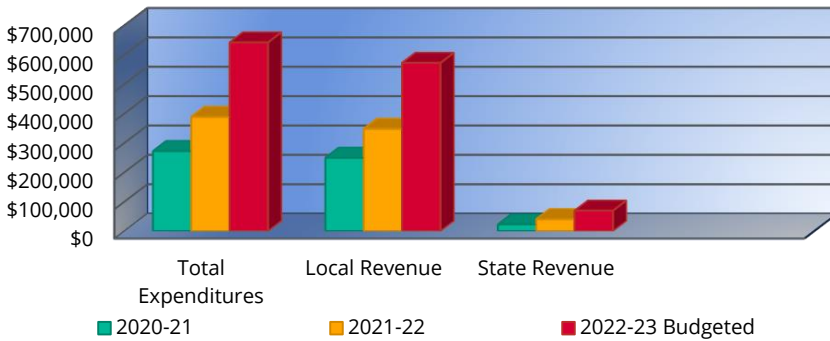
School Year: 2023



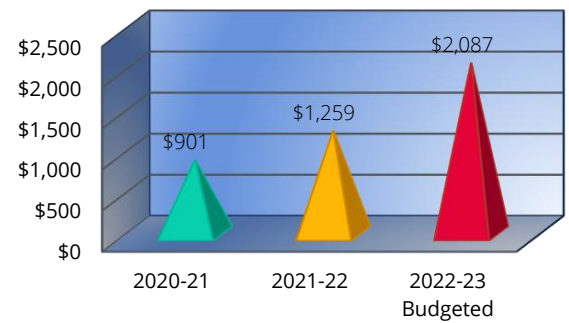
## Capital Outlay (16)

	2020-21	2021-22	2022-23 Budgeted
<b>*Total Expenditures</b>	<b>\$272,261</b>	<b>\$388,978</b>	<b>\$642,180</b>
<b>Total Expenditures per Pupil</b>	<b>\$901</b>	<b>\$1,259</b>	<b>\$2,087</b>
Local Revenue	\$249,463	\$348,351	\$572,623
State Revenue	\$22,798	\$40,627	\$69,557
Federal Revenue	\$0	\$0	\$0

Total Expenditures



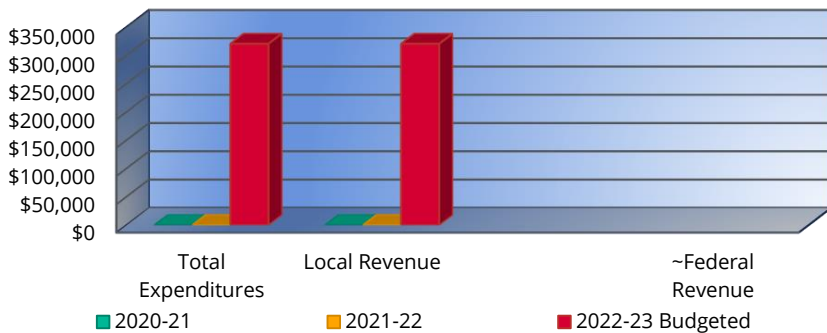
Total Expenditures per Pupil



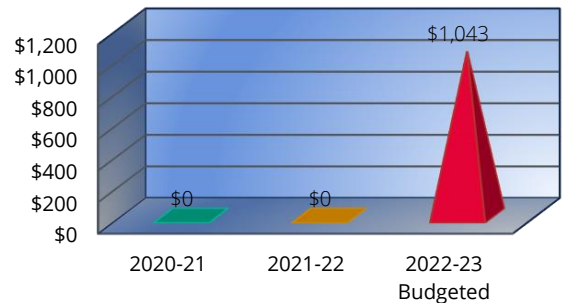
## Bond & Interest (62 & 63)

	2020-21	2021-22	2022-23 Budgeted
<b>*Total Expenditures</b>	<b>\$0</b>	<b>\$0</b>	<b>\$320,833</b>
<b>Total Expenditures per Pupil</b>	<b>\$0</b>	<b>\$0</b>	<b>\$1,043</b>
Local Revenue	\$0	\$0	\$320,833
State Revenue	\$0	\$0	\$0
~Federal Revenue	N/A	N/A	N/A

Total Expenditures



Total Expenditures per Pupil



\* Total Expenditures may not equal the sum of state, federal and local revenue. Typically this is a result of low assessed valuation and/or the large amount of federal property and federal impact aid in some districts.

~ Federal Revenue is not applicable to Bond & Interest funds.


# Financial Accountability Report

USD #: D0293

USD Name: Quinter Public Schools

County Name: Gove

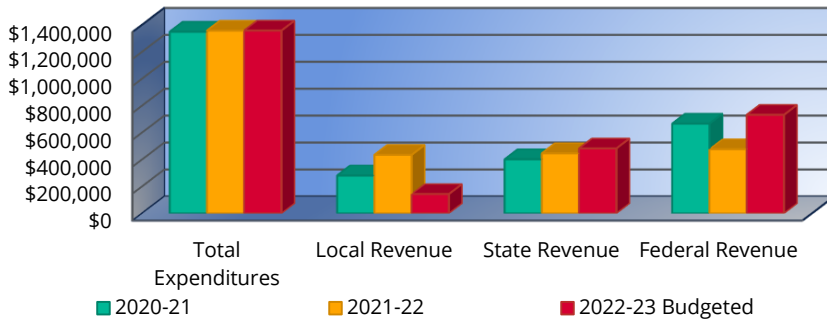
School Year: 2023



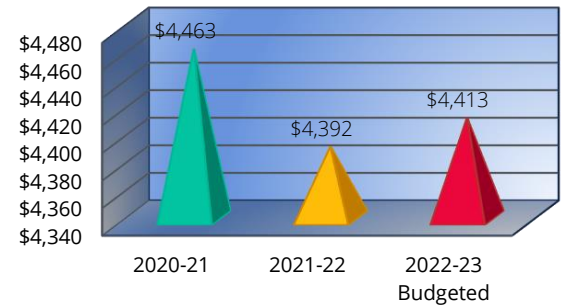
## All Other Funds

	2020-21	2021-22	2022-23 Budgeted
<b>*Total Expenditures</b>	<b>\$1,349,203</b>	<b>\$1,357,168</b>	<b>\$1,357,816</b>
<b>Total Expenditures per Pupil</b>	<b>\$4,463</b>	<b>\$4,392</b>	<b>\$4,413</b>
Local Revenue	\$281,104	\$434,605	\$143,422
State Revenue	\$401,497	\$445,900	\$482,502
Federal Revenue	\$666,602	\$476,663	\$731,892

Total Expenditures



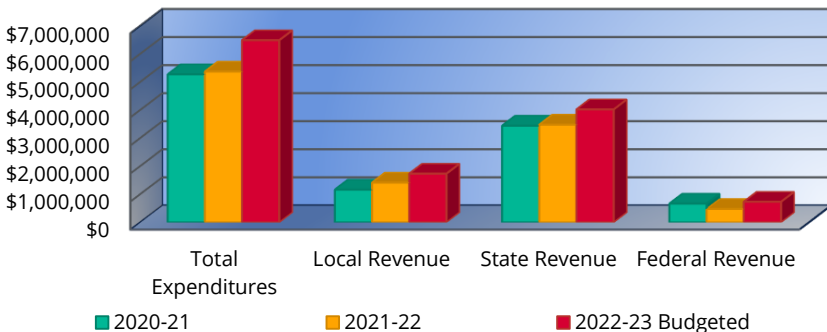
Total Expenditures per Pupil



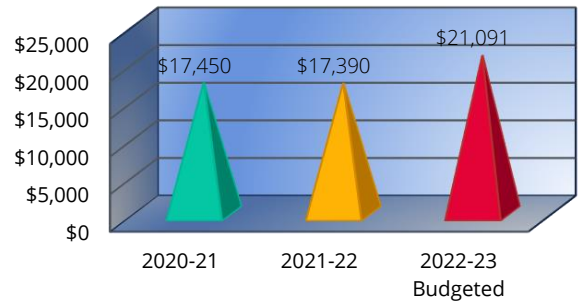
## Total of All Funds

	2020-21	2021-22	2022-23 Budgeted
<b>*Total Expenditures</b>	<b>\$5,275,092</b>	<b>\$5,373,601</b>	<b>\$6,489,718</b>
<b>Total Expenditures per Pupil</b>	<b>\$17,450</b>	<b>\$17,390</b>	<b>\$21,091</b>
Local Revenue	\$1,164,375	\$1,416,343	\$1,733,122
State Revenue	\$3,444,115	\$3,480,595	\$4,024,704
Federal Revenue	\$666,602	\$476,663	\$731,892

Total Expenditures



Total Expenditures per Pupil



\* Total Expenditures may not equal the sum of state, federal and local revenue. Typically this is a result of low assessed valuation and/or the large amount of federal property and federal impact aid in some districts.


# Financial Accountability Report

USD #: D0293

USD Name: Quinter Public Schools

County Name: Gove

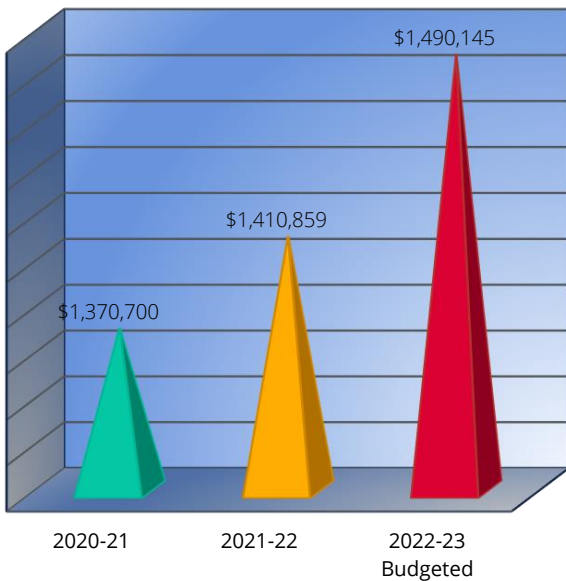
School Year: 2023



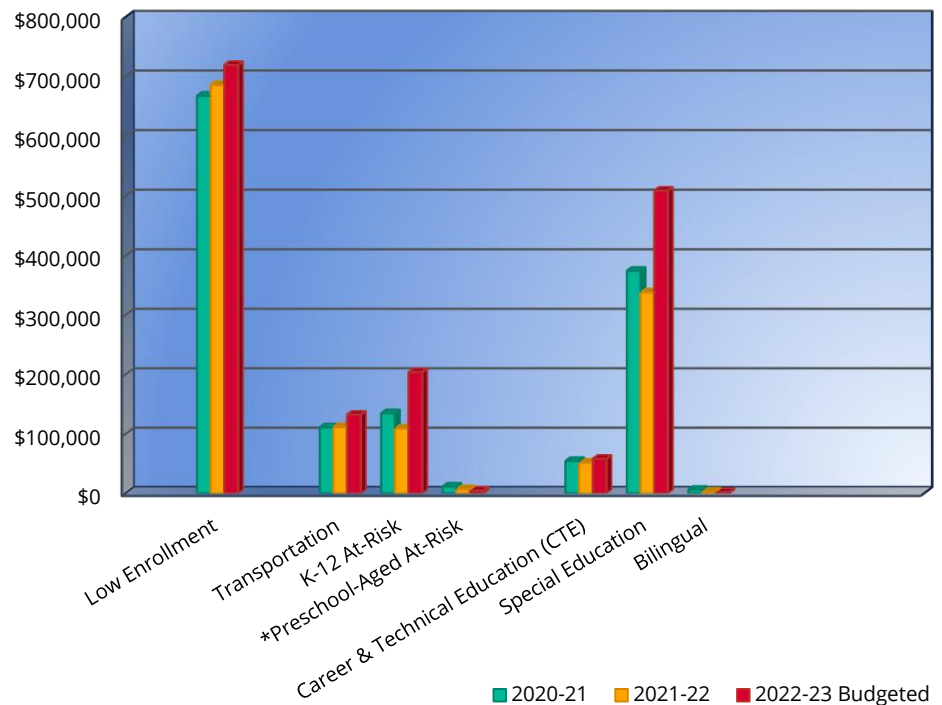
## State Aid

	2020-21	2021-22	2022-23 Budgeted
Base State Aid	\$1,370,700	\$1,410,859	\$1,490,145
High Enrollment State Aid	\$0	\$0	\$0
Low Enrollment State Aid	\$667,988	\$686,135	\$719,631
~School Facilities State Aid	\$0	N/A	N/A
Transportation State Aid	\$111,027	\$111,532	\$132,296
K-12 At-Risk State Aid	\$134,786	\$109,179	\$204,017
*Preschool-Aged At-Risk State Aid	\$11,423	\$7,059	\$4,846
High Density At-Risk State Aid	\$0	\$0	\$0
Career & Technical Education (CTE) State Aid	\$54,371	\$51,766	\$58,152
Special Education State Aid	\$374,368	\$338,135	\$508,790
Bilingual State Aid	\$5,940	\$2,824	\$1,938
Ancillary State Aid	\$0	\$0	\$0
Cost of Living State Aid	\$0	\$0	\$0
Virtual State Aid	\$0	\$0	\$0

BASE State Aid



All Other State Aid



\* Beginning in 2021-22, funding was provided for Preschool-Aged At-Risk (3-years old) along with Preschool-Aged At-Risk (4-years old). Therefore, for 2020-21 and prior, State Aid was only for Preschool-Aged At-Risk (4-years old).

~ School Facilities Weighting (K.S.A. 72-6415b) was repealed as of 7-1-2015. Therefore, the last year State Aid was paid was 2020-2021.


# Financial Accountability Report

USD #: D0293

USD Name: Quinter Public Schools

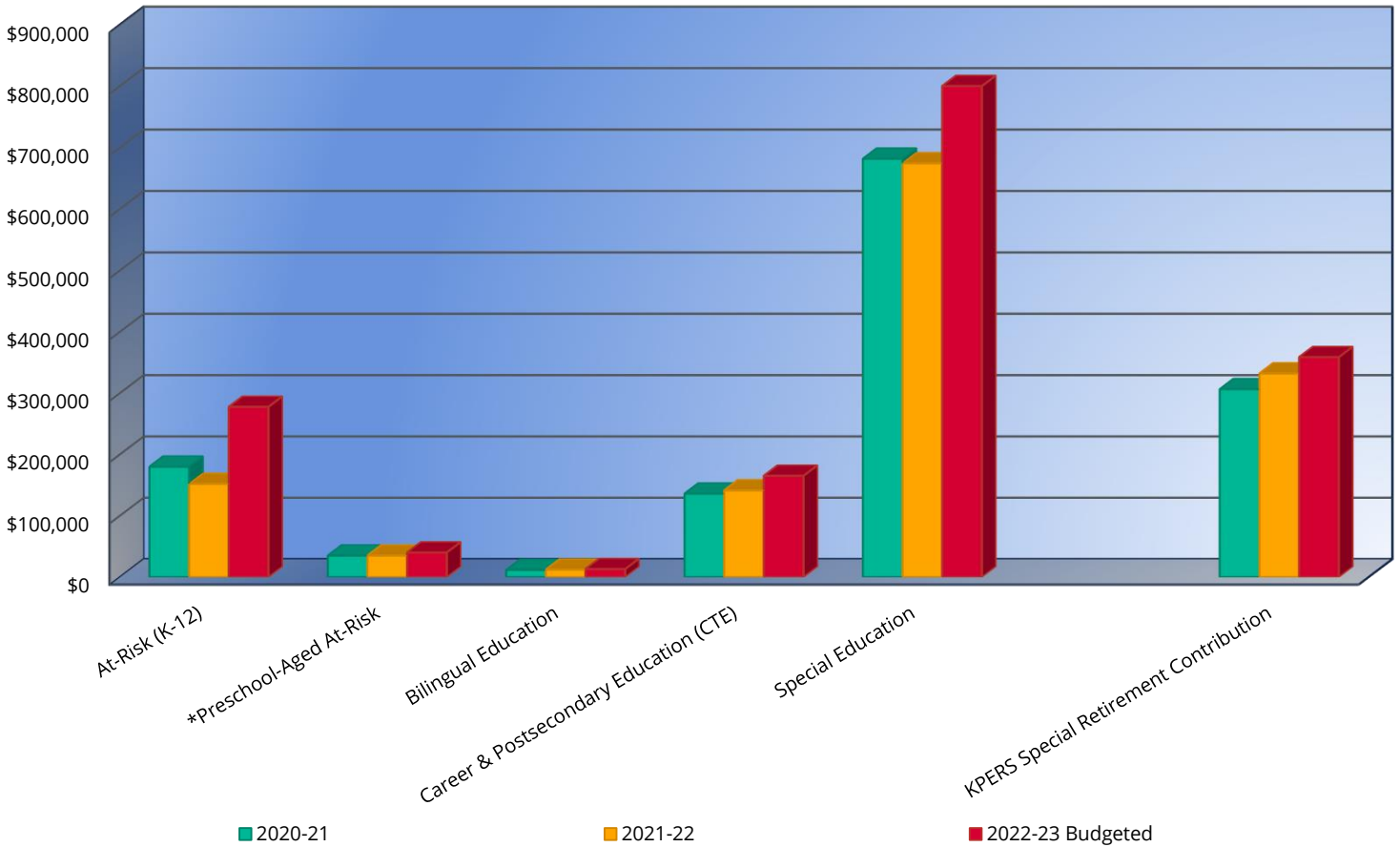
County Name: Gove

School Year: 2023



## Total Expenditures of Selected Funds

	2020-21	2021-22	2022-23 Budgeted
At-Risk (K-12) - 13	\$179,919	\$152,001	\$277,540
*Preschool-Aged At-Risk - 11	\$35,000	\$35,000	\$40,000
Bilingual Education - 14	\$11,496	\$12,039	\$13,000
Career & Postsecondary Education (CTE) - 34	\$135,952	\$141,373	\$165,160
Special Education - 30	\$681,813	\$674,520	\$800,107
Virtual Education - 15	\$0	\$0	\$0
KPERS Special Retirement Contribution - 51	\$306,457	\$332,104	\$358,672



\* Beginning in 2021-22, funding was provided for Preschool-Aged At-Risk (3-years old) along with Preschool-Aged At-Risk (4-years old). Therefore, for 2020-21 and prior, expenditures are only for Preschool-Aged At-Risk (4-years old).


# Financial Accountability Report

USD #: D0293

USD Name: Quinter Public Schools

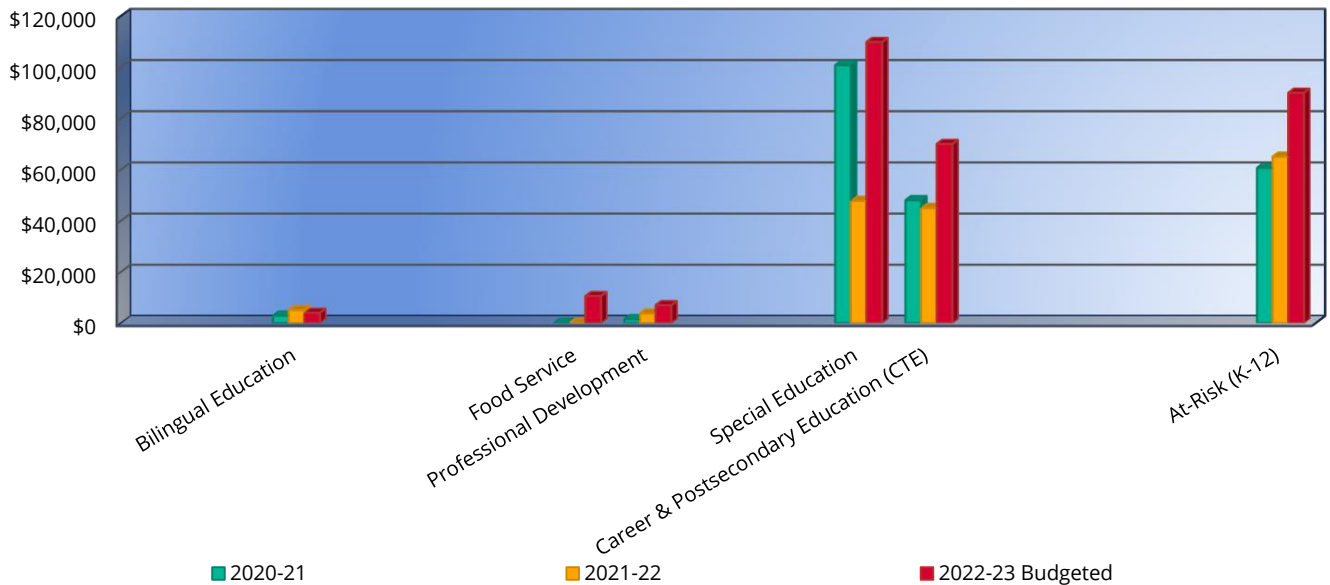
County Name: Gove

School Year: 2023



## Supplemental General (08) Transfers

	2020-21	2021-22	2022-23 Budgeted
Adult Education - 10	\$0	\$0	\$0
Adult Supplemental Education - 12	\$0	\$0	\$0
Bilingual Education - 14	\$2,871	\$5,047	\$4,000
Virtual Education - 15	\$0	\$0	\$0
Driver Training - 18	\$0	\$0	\$0
Extraordinary School Program - 22	\$0	\$0	\$0
Food Service - 24	\$0	\$0	\$10,564
Professional Development - 26	\$1,508	\$3,725	\$6,973
Parent Education Program - 28	\$0	\$0	\$0
Summer School - 29	\$0	\$0	\$0
Special Education - 30	\$100,806	\$47,748	\$109,843
Career & Postsecondary Education (CTE) - 34	\$48,022	\$45,002	\$70,000
Special Reserve Fund - 47	\$0	\$0	\$0
Special Liability Expense Fund - 42	\$0	\$0	\$0
Textbook & Student Material Revolving - 55	\$0	\$0	\$0
*Preschool-Aged At-Risk - 11	\$0	\$0	\$0
At-Risk (K-12) - 13	\$60,638	\$65,038	\$90,000



\* Beginning in 2021-22, funding was provided for Preschool-Aged At-Risk (3-years old) along with Preschool-Aged At-Risk (4-years old).


# Financial Accountability Report

USD #: D0293

USD Name: Quinter Public Schools

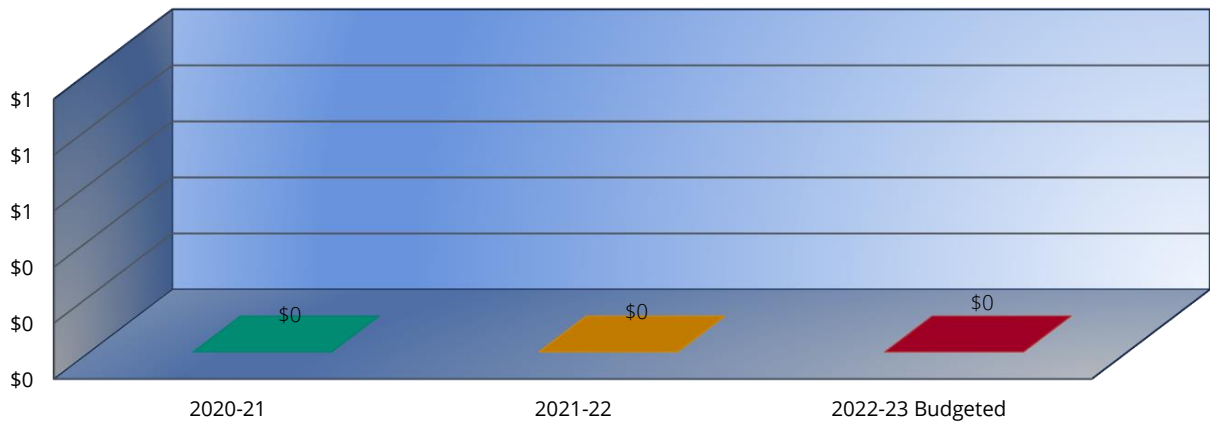
County Name: Gove

School Year: 2023



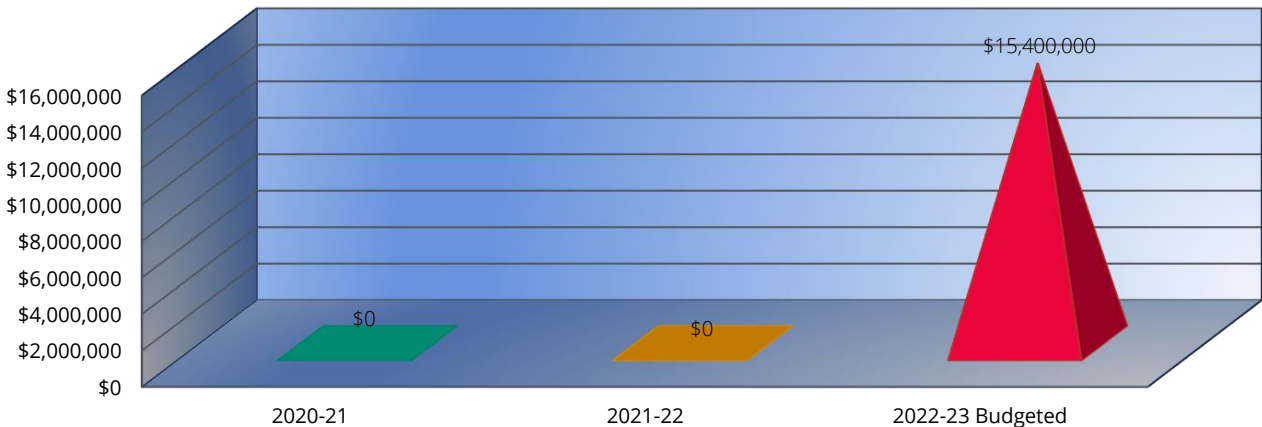
## Article 6, Section 6 Constitutional Challenge

	2020-21	2021-22	2022-23 Budgeted
Total Expenditures	\$0	\$0	\$0
Aggregate Expenditures from 7/1/2010 to 6/30/2022		\$0	



## General Obligation Bonded Indebtedness

	2020-21	2021-22	2022-23 Budgeted
Outstanding Principal (July 1)	\$0	\$0	\$15,400,000



Note: The scale for each chart will vary based on individual district's data.


# Financial Accountability Report

USD #: D0293

USD Name: Quinter Public Schools

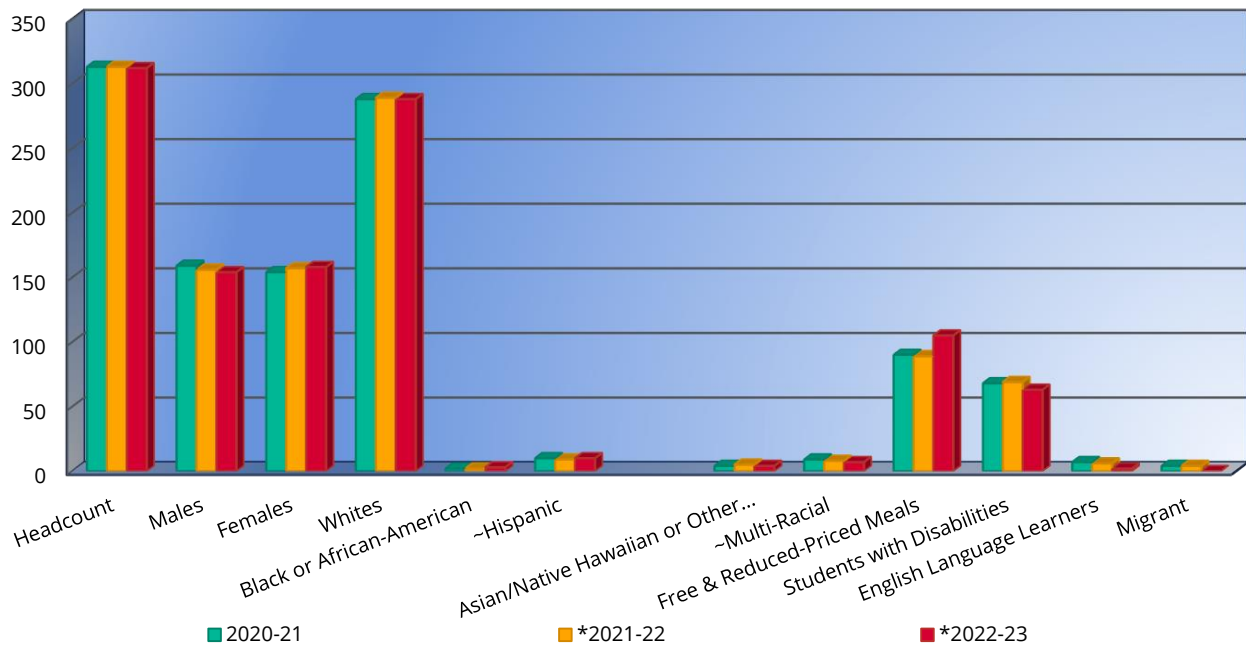
County Name: Gove

School Year: 2023



## Demographic Headcount<sup>1</sup>

	2020-21	*2021-22	*2022-23
Headcount	313	313	312
Males	159	156	154
Females	154	157	158
Whites	288	289	288
Black or African-American	2	2	3
~Hispanic	10	9	10
American Indian or Alaska Natives	0	0	0
Asian/Native Hawaiian or Other Pacific Islander	4	5	4
~Multi-Racial	9	8	7
Free & Reduced-Priced Meals	90	89	105
Students with Disabilities	68	69	63
English Language Learners	7	6	2
<sup>2</sup> Migrant	4	4	N/A



<sup>1</sup> Demographic Data is unaudited.

<sup>2</sup> Districts are in the process of submitting Migrant data for the budgeted year.

~ Students that identify as Hispanic and multi-racial are reported only as Hispanic based on federal reporting guidelines.

\* Beginning in 2021-22, funding was provided for Preschool-Aged At-Risk (3-years old) along with Preschool-Aged At-Risk (4-years old). Therefore, Preschool-Aged At-Risk (3-years old) are also included in headcounts starting in 2021-22.